

Chart #5: The autumn stars.

## Star charts for beginners

The following pages show five star charts with the most prominent constellations identified. The first chart shows the northern sky and can be used all year. The other four charts show the southern evening sky for winter, spring, summer and autumn, resp.

To use the circumpolar chart (chart #1), face North. The Sun should have set on your left. Hold the chart out at arm's length, rotate the chart until the star patterns match the stars in the sky.

To use the seasonal charts (#2 for winter, #3 for spring, #4 for summer, #5 for autumn), hold the chart up at arm's length, facing South, and try to recognise some of the patterns in the sky.

Below the charts, the prominent constellations are listed so that the budding observer can tick them off once identified for the first time. Use books or the Internet to find the missing names or meanings, and to find out more detail about the constellations.

	<i>Name or meaning:</i>	<i>Spotted:</i>	<i>Date:</i>
1	Perseus	<input type="checkbox"/>	_____
2	Cassiopeia	<input type="checkbox"/>	_____
3	Triangulum	<input type="checkbox"/>	_____
4	Andromeda      Daughter of Cepheus	<input type="checkbox"/>	_____
5	Pegasus	<input type="checkbox"/>	_____
6	Lacerta          Latin for Lizard	<input type="checkbox"/>	_____
7	Cygnus	<input type="checkbox"/>	_____

To print out this document, print two-sided tumbling about the short edge. The output will be three sheets of A4. If you need only one copy, print only the first two sheets and cut away one half of the second sheet. The full three sheets, after cutting the second sheet in half, give two copies of the document.

The charts and target lists were prepared for ASE in 2009 by David Small. This document is © 2012, The Astronomical Society of Edinburgh and available under the Creative Commons by Attribution Licence.



# The Astronomical Society of Edinburgh

<http://www.astronomyedinburgh.org>  
Registered Scottish charity SC022968

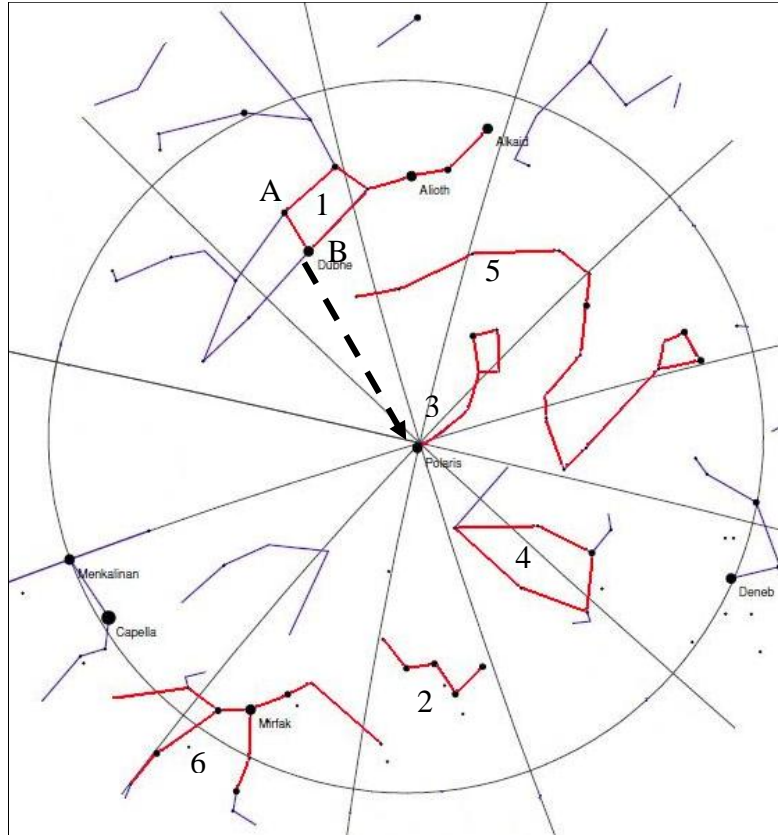


Chart #1: Circumpolar stars – the stars that never set from the Scottish skies.

**Finding the Pole Star:** Find the Great Bear. Draw a line between star A and star B and extend this line until you come to the Pole Star.

	Name or meaning:	Spotted:	Date:
1	Ursa Major The Great Bear or The Plough	<input type="checkbox"/>	_____
2	Cassiopeia	<input type="checkbox"/>	_____
3	Ursa Minor	<input type="checkbox"/>	_____
4	Cepheus King of Ethiopia	<input type="checkbox"/>	_____
5	Draco	<input type="checkbox"/>	_____
6	Perseus A Greek hero	<input type="checkbox"/>	_____



# The Astronomical Society of Edinburgh

<http://www.astronomyedinburgh.org>  
Registered Scottish charity SC022968

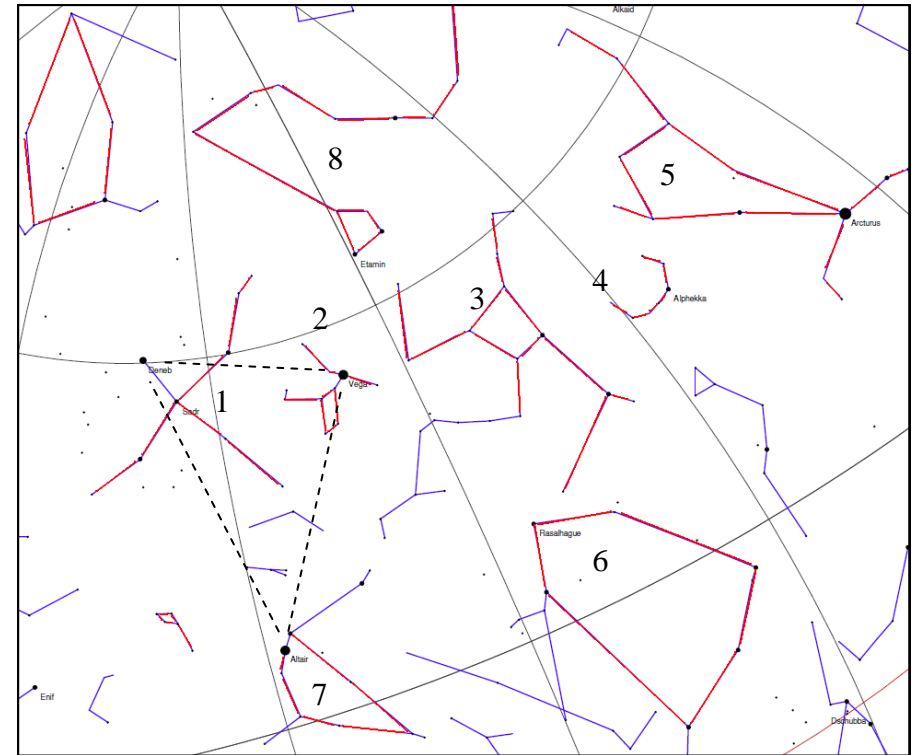


Chart #4: The summer stars.

	Name or meaning:	Spotted:	Date:
1	Cygnus The Swan	<input type="checkbox"/>	_____
2	Lyra	<input type="checkbox"/>	_____
3	Hercules	<input type="checkbox"/>	_____
4	Corona Borealis Northern Crown	<input type="checkbox"/>	_____
5	Bootes	<input type="checkbox"/>	_____
6	Ophiuchus	<input type="checkbox"/>	_____
7	Aquila The Eagle	<input type="checkbox"/>	_____
8	Draco	<input type="checkbox"/>	_____

The dashed lines represent the Summer Triangle.



# The Astronomical Society of Edinburgh

<http://www.astronomyedinburgh.org>  
Registered Scottish charity SC022968

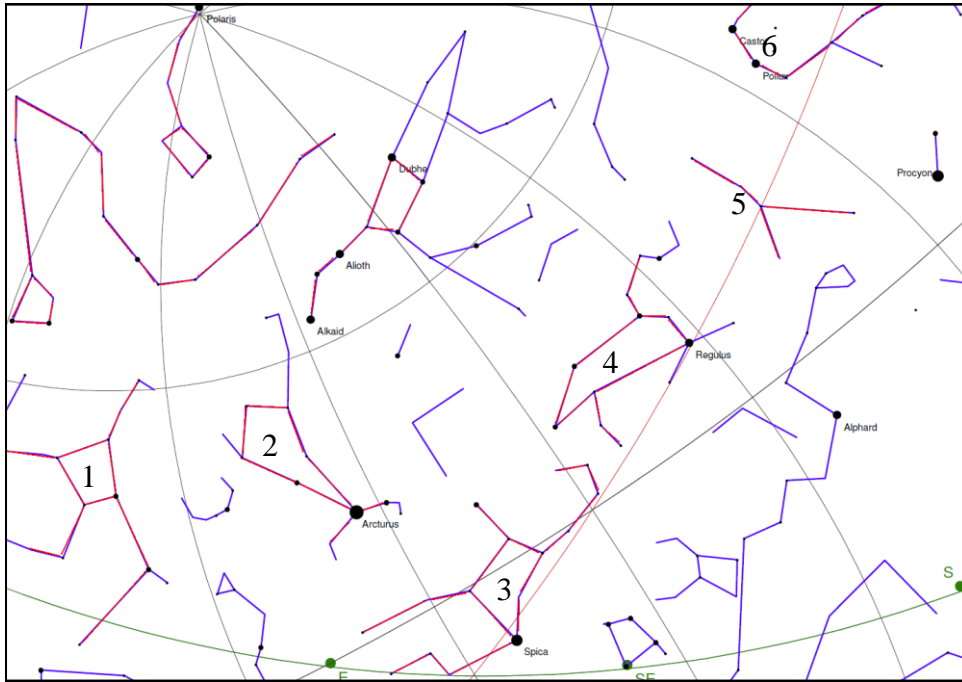


Chart #3: The spring stars.

	<i>Name or meaning:</i>	<i>Spotted:</i>	<i>Date:</i>
1	Hercules	<input type="checkbox"/>	_____
2	Bootes      The Herdsman	<input type="checkbox"/>	_____
3	Virgo        The Maiden	<input type="checkbox"/>	_____
4	Leo	<input type="checkbox"/>	_____
5	Cancer      The Crab	<input type="checkbox"/>	_____
6	Gemini	<input type="checkbox"/>	_____



# The Astronomical Society of Edinburgh

<http://www.astronomyedinburgh.org>  
Registered Scottish charity SC022968

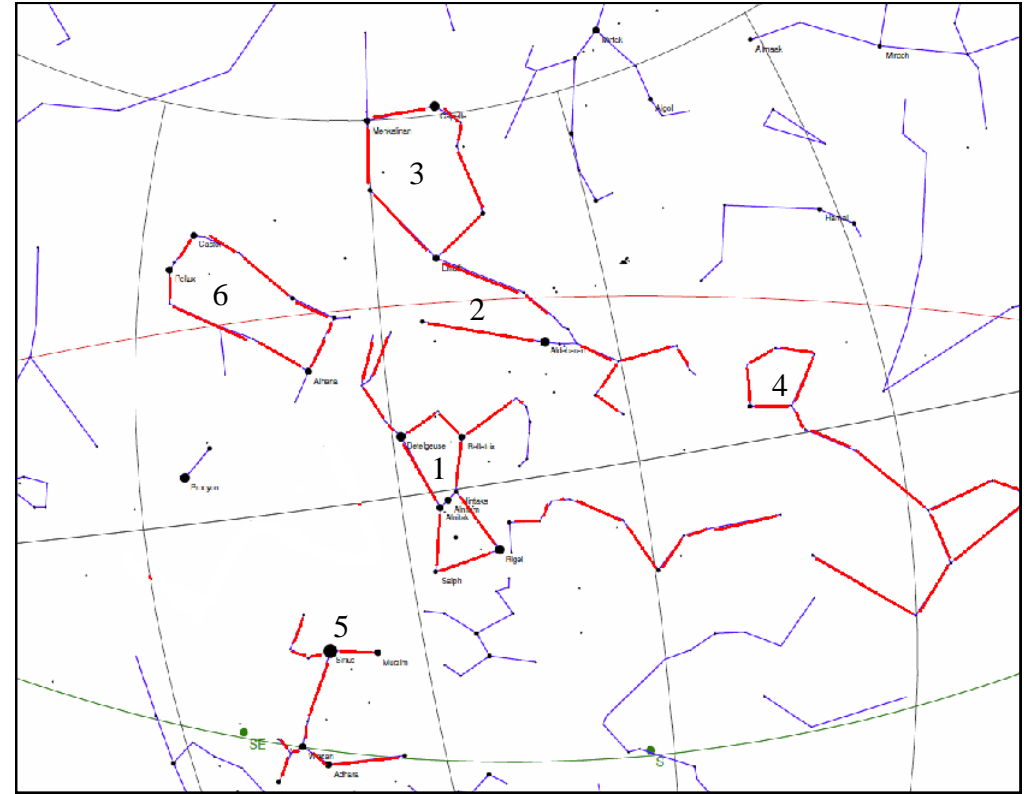


Chart #2: The winter stars.

	<i>Name or meaning:</i>	<i>Spotted:</i>	<i>Date:</i>
1	Orion        The Hunter	<input type="checkbox"/>	_____
2	Taurus	<input type="checkbox"/>	_____
3	Auriga      Latin for 'charioteer'	<input type="checkbox"/>	_____
4	Cetus	<input type="checkbox"/>	_____
5	Canis Major    Latin for Greater Dog	<input type="checkbox"/>	_____
6	Gemini	<input type="checkbox"/>	_____



# The Astronomical Society of Edinburgh

<http://www.astronomyedinburgh.org>  
Registered Scottish charity SC022968

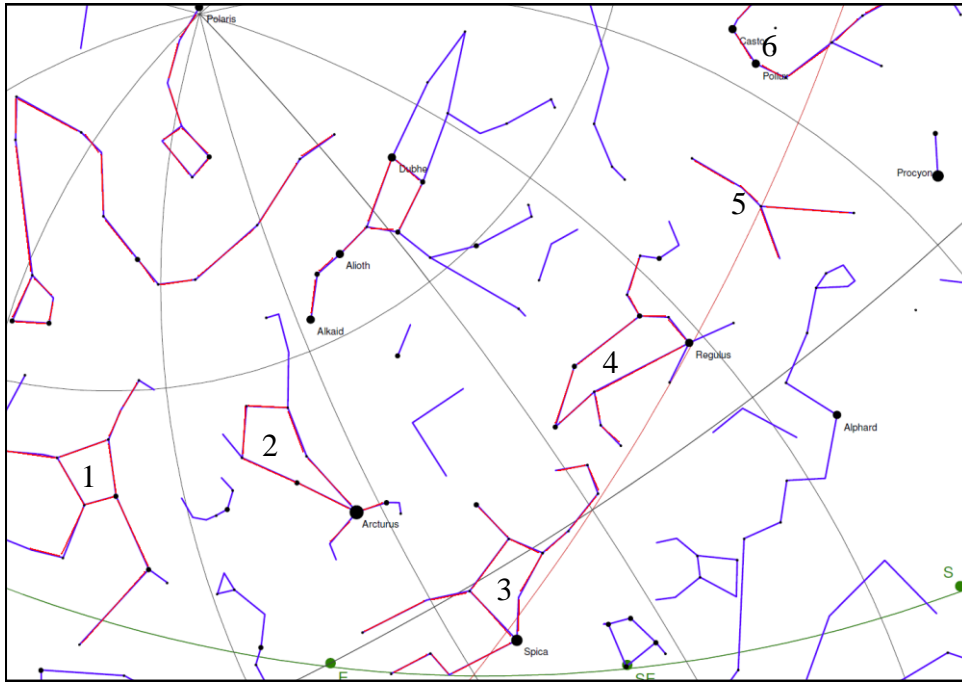


Chart #3: The spring stars.

	Name or meaning:	Spotted:	Date:
1	Hercules	<input type="checkbox"/>	_____
2	Bootes      The Herdsman	<input type="checkbox"/>	_____
3	Virgo        The Maiden	<input type="checkbox"/>	_____
4	Leo	<input type="checkbox"/>	_____
5	Cancer        The Crab	<input type="checkbox"/>	_____
6	Gemini	<input type="checkbox"/>	_____



# The Astronomical Society of Edinburgh

<http://www.astronomyedinburgh.org>  
Registered Scottish charity SC022968

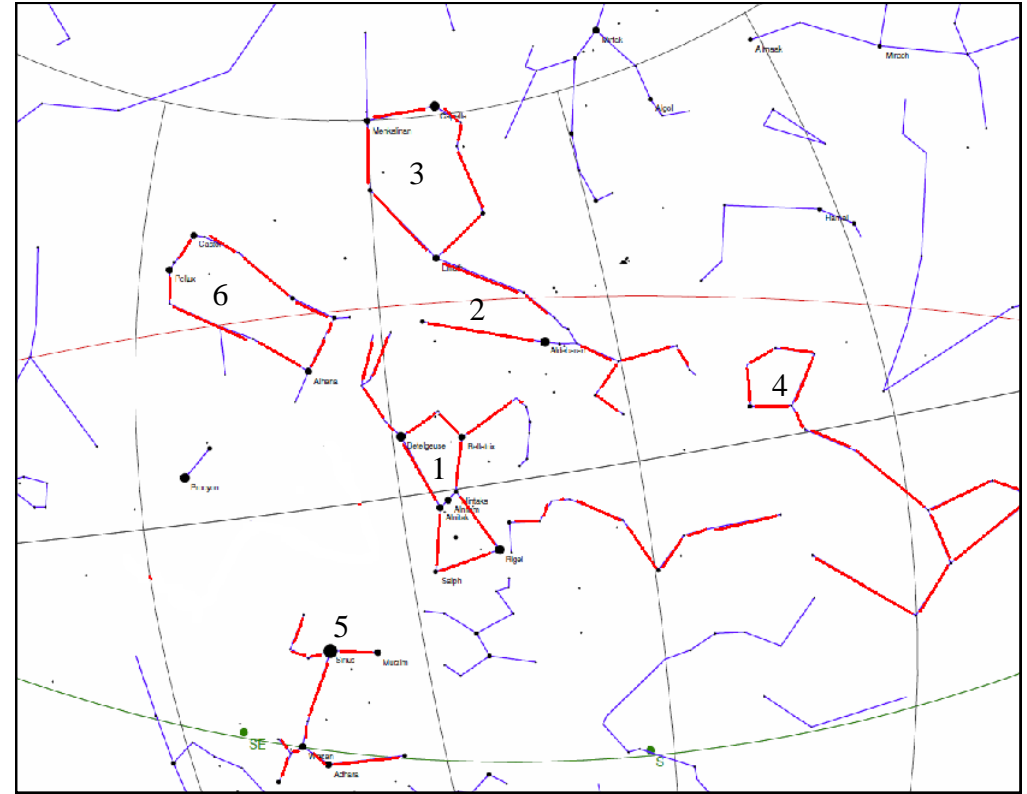


Chart #2: The winter stars.

	Name or meaning:	Spotted:	Date:
1	Orion        The Hunter	<input type="checkbox"/>	_____
2	Taurus	<input type="checkbox"/>	_____
3	Auriga        Latin for 'charioteer'	<input type="checkbox"/>	_____
4	Cetus	<input type="checkbox"/>	_____
5	Canis Major    Latin for Greater Dog	<input type="checkbox"/>	_____
6	Gemini	<input type="checkbox"/>	_____

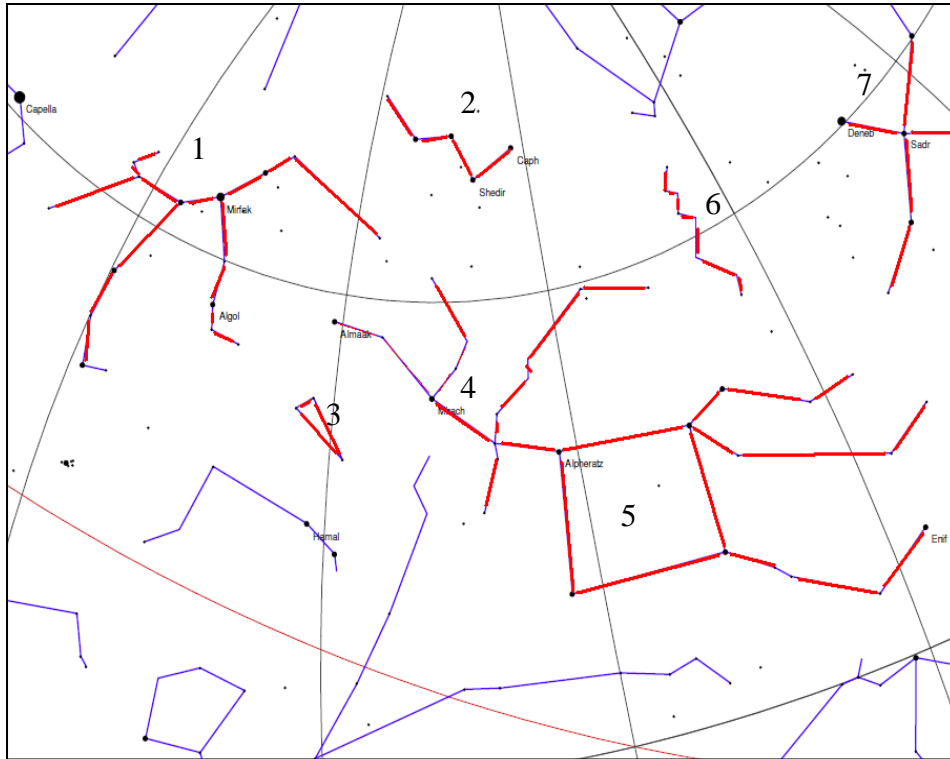


Chart #5: The autumn stars.

## Star charts for beginners

The following pages show five star charts with the most prominent constellations identified. The first chart shows the northern sky and can be used all year. The other four charts show the southern evening sky for winter, spring, summer and autumn, resp.

To use the circumpolar chart (chart #1), face North. The Sun should have set on your left. Hold the chart out at arm's length, rotate the chart until the star patterns match the stars in the sky.

To use the seasonal charts (#2 for winter, #3 for spring, #4 for summer, #5 for autumn), hold the chart up at arm's length, facing South, and try to recognise some of the patterns in the sky.

Below the charts, the prominent constellations are listed so that the budding observer can tick them off once identified for the first time. Use books or the Internet to find the missing names or meanings, and to find out more detail about the constellations.

	<i>Name or meaning:</i>	<i>Spotted:</i>	<i>Date:</i>
1	Perseus	<input type="checkbox"/>	_____
2	Cassiopeia	<input type="checkbox"/>	_____
3	Triangulum	<input type="checkbox"/>	_____
4	Andromeda	<input type="checkbox"/>	_____
5	Pegasus	<input type="checkbox"/>	_____
6	Lacerta	<input type="checkbox"/>	_____
7	Cygnus	<input type="checkbox"/>	_____

Daughter of Cepheus

Latin for Lizard

To print out this document, print two-sided tumbling about the short edge. The output will be three sheets of A4. If you need only one copy, print only the first two sheets and cut away one half of the second sheet. The full three sheets, after cutting the second sheet in half, give two copies of the document.

The charts and target lists were prepared for ASE in 2009 by David Small. This document is © 2012, The Astronomical Society of Edinburgh and available under the Creative Commons by Attribution Licence.



# The Astronomical Society of Edinburgh

<http://www.astronomyedinburgh.org>  
Registered Scottish charity SC022968

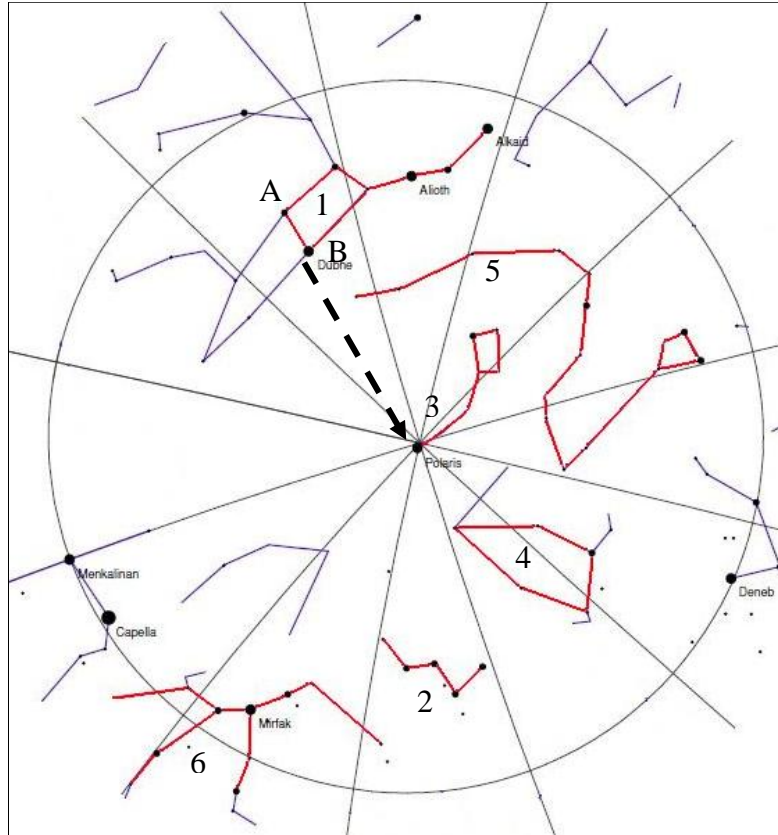


Chart #1: Circumpolar stars – the stars that never set from the Scottish skies.

**Finding the Pole Star:** Find the Great Bear. Draw a line between star A and star B and extend this line until you come to the Pole Star.

	Name or meaning:	Spotted:	Date:
1	Ursa Major The Great Bear or The Plough	<input type="checkbox"/>	_____
2	Cassiopeia	<input type="checkbox"/>	_____
3	Ursa Minor	<input type="checkbox"/>	_____
4	Cepheus King of Ethiopia	<input type="checkbox"/>	_____
5	Draco	<input type="checkbox"/>	_____
6	Perseus A Greek hero	<input type="checkbox"/>	_____



# The Astronomical Society of Edinburgh

<http://www.astronomyedinburgh.org>  
Registered Scottish charity SC022968

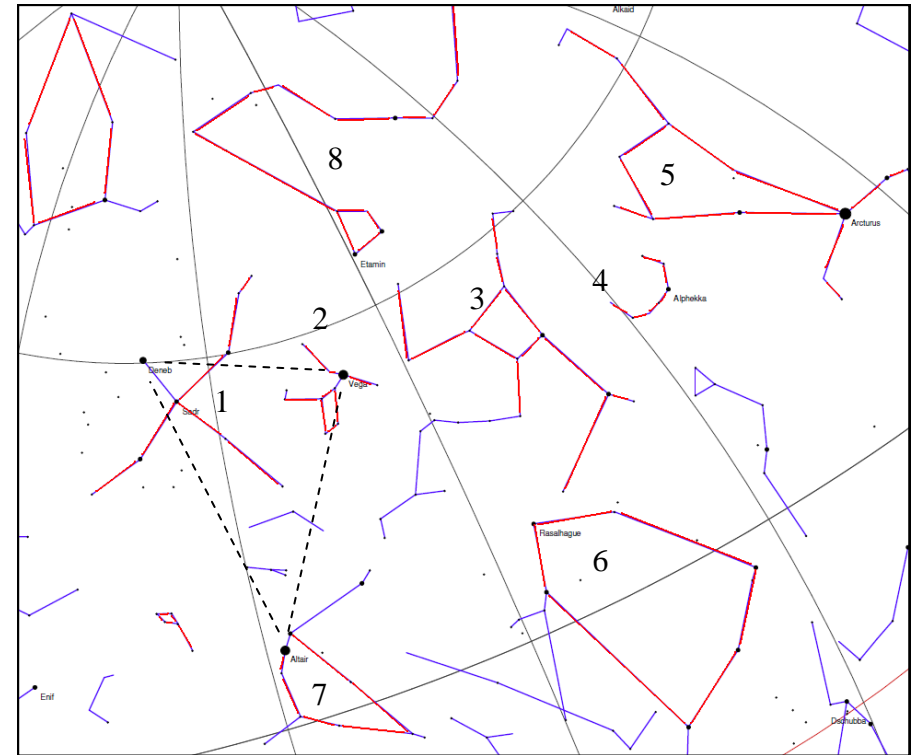


Chart #4: The summer stars.

	Name or meaning:	Spotted:	Date:
1	Cygnus The Swan	<input type="checkbox"/>	_____
2	Lyra	<input type="checkbox"/>	_____
3	Hercules	<input type="checkbox"/>	_____
4	Corona Borealis Northern Crown	<input type="checkbox"/>	_____
5	Bootes	<input type="checkbox"/>	_____
6	Ophiuchus	<input type="checkbox"/>	_____
7	Aquila The Eagle	<input type="checkbox"/>	_____
8	Draco	<input type="checkbox"/>	_____

The dashed lines represent the Summer Triangle.